

## E05-II

### Every Day Carry Flashlight

Thank you for choosing Mankerlight products!  
Please read the user manual fully before use.

### Warranty Service

- 15 days replacement: Any DOA / defective product can be exchanged for a replacement through local distributors / dealers within the 15 days of purchase.
- 5 year repair: Mankerlight will offer free repair within 60 months (5 years) for flashlights from the date of purchase if the problem develops with normal use.
- LEP flashlight, rechargeable battery, flashlight with built-in battery pack are warranted for a period of one year (12 months) from the date of purchase.
- Limited lifetime warranty: Beyond 60 months (5 years), a limited warranty applies, covering the cost of labor and maintenance, but not the reconstructed and / or replacement parts, or damaged by batteries leakage.

※ Note: All images, text and statements specified herein this user manual are for reference purpose only. Should any discrepancy occurs between this manual and information specified on www.mankerlight.com. Dongguan Mankerlight Technology Co., Ltd. reserves the rights to interpret and amend the content of this document at any time without prior notice.

### Dongguan Mankerlight Technology Co., Ltd.

2th Floor, Building B, Hongtengyuan Science and Technology Park, Mapao Industrial Zone, Fenggang Town, Dongguan Guangdong China

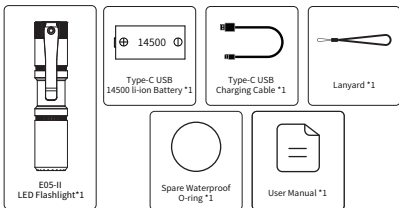
+86 (0769) 8283 0956

info@mankerlight.com

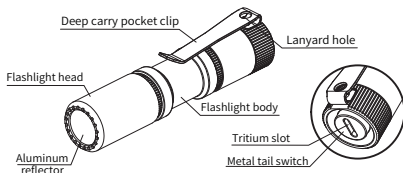
www.mankerlight.com

RoHS CE FC  
Made in China

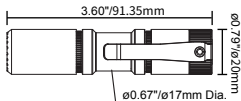
### Packing List



### Product Introduction

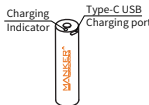


### Size and Weight



Size: 91.35mm x ø17mm x ø20mm / 3.60" x 0.67" x 0.79"  
Weight: 63.8g / 2.25oz (with battery)

### Charging Function



Plug USB Type-C socket of the included charging cable into the USB-C port of 14500 battery, and connect another USB socket to the adapter. 14500 battery has built-in intelligent identified charging function. When battery is charging, the indicator will be red. After battery charging is completed, the indicator will change to green.

### Technical Data

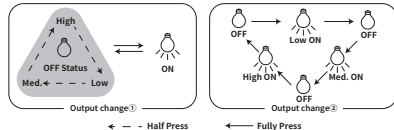
14500 li-ion Battery				
FL1 STANDARD	Low	Medium	High	Strobe
ANSI lumens	8LM	300LM-8LM	1300LM-300LM-8LM	1300LM
Runtime	50h	1h 30min +3h 50min	2min+1h+4h	-
Beam intensity	5,476cd			
Beam distance	148M			
Impact resistance	1.5m	Waterproof Standard	IP68	

AA Ni-MH Battery				
FL1 STANDARD	Low	Medium	High	Strobe
ANSI lumens	1.5LM	100LM-1.5LM	420LM-100LM-1.5LM	420LM
Runtime	27h	1h 50min+3h 8min	2min+2h +30min	-
Beam intensity	1,806cd			
Beam distance	85M			
Impact resistance	1.5m	Waterproof Standard	IP68	

AA Alkaline Battery				
FL1 STANDARD	Low	Medium	High	Strobe
ANSI lumens	1.5LM	100LM-1.5LM	420LM-100LM-1.5LM	420LM
Runtime	55h	1h 20min +1h 50min	1min+48min +3h 15min	-
Beam intensity	1,806cd			
Beam distance	85M			
Impact resistance	1.5m	Waterproof Standard	IP68	

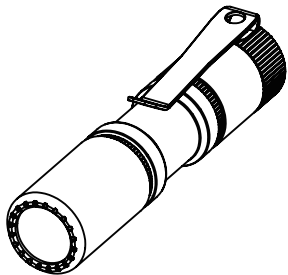
Notice: the above data has been measured in accordance with the international flashlight testing standards ANSI/NEMA FL1, using 1x Mankerlight USB-C 14500 li-ion battery (920mAh, 3.7V), 1x Eneloop pro AA Ni-MH battery (2550mAh, 1.2V) and 1x ZMI Rainbow 1.5V Alkaline battery under laboratory conditions. the data may slightly during real-world use due to battery type, individual usage habits and environmental factors.

### Operating Instructions



**ON/OFF:** Fully press the switch.  
**Momentary ON:** Half-press from OFF. Only may vary.  
**Output change ①:** Continuously half-press the switch (interval more than 0.5s) to change different outputs (Low - Med. - High), full press to lockout the selected output.  
**Output change ②:** From OFF status, fully press the switch to turn on Low output, and then fully press to turn OFF; fully press again to turn on Med. output, and then fully press to turn OFF; fully press again to turn on High output, and then fully press to turn OFF; if keep fully press again, turn back to low output.  
**Memory function:** When OFF the light for 2s, full press to output last used (except Strobe).  
**Strobe:** Quickly double half-press the switch from OFF.

Note: When battery voltage is low, the light will stepdown directly to low output, sometime you turn off the light and then turn on again, it can be lighted up but will also stepdown to low output soon. When battery voltage is extremely low, the light will shut OFF automatically.



## E05 II

### 日常随身携带手电筒

感谢阁下惠顾本公司产品，使用前敬请详细阅读说明书

### 售后/保修条例

- 15天保换：Mankerlight产品自售出日起15天内，在正常使用情况下，若出现质量问题，可免费更换同型号产品。若该产品已停止生产，则调换该型号升级品或不低于原产品性能的其他产品。
- 5年质保：Mankerlight手电产品售出之日起5年内，在正常使用情况下，若出现质量问题，享受免费维修服务。
- 充电电池类产品保修期为1年，产品配件不在保修范围内。
- 终身有限保修：因不当使用引起的产品损坏或超出免费保修时间的产品，我司将提供有偿保修，费用以实际更换材料费用为准。不另外收取人工费用（邮费自理）

注:本说明书的所有图片, 陈述及文字信息仅供参考。产品改进时设计和规格参数如有变化, 恕不另行通知。请以官网www.mankerlight.com实际信息为准。东莞市漫客光电科技有限公司拥有对说明书内容的最终解释权 and 修改权。

### 东莞市漫客光电科技有限公司

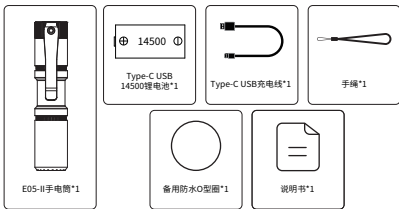
工厂地址：广东省东莞市凤岗镇麻埔埔工业区鸿腾绿科技园B栋2楼

电话：(0769) 82830956

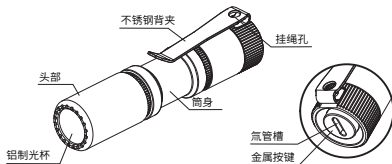
邮箱：info@mankerlight.com

网址：www.mankerlight.com

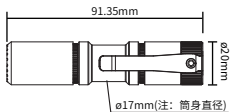
### 包装清单



### 产品介绍



### 尺寸与重量



尺寸: 91.35毫米 x ø17毫米 x ø20毫米  
重量: 63.8克(含电池)

### 电池充电说明



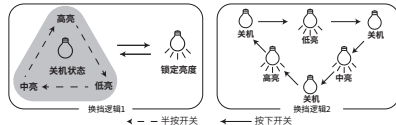
将标配充电线的Type-C USB端口插入电池的充电口，充电线的另一端插入USB适配器并通电。电池有智能识别充电功能，电池充电口内置指示灯会显示红色，表示正在充电。当电池充满后，指示灯会变成绿色。

### 技术参数

14500锂电池				
FL1 STANDARD	低亮档	中亮档	高亮档	爆闪
亮度	8流明	300流明-8流明	1300流明-300流明-8流明	1300流明
续航时间	50小时	1小时30分钟+3小时50分钟	2分钟+1小时+4小时	-
最大光强	5,476坎德拉			
最大射程	148米			
跌落高度	1.5米	防水等级	IP68	
AA镍氢电池				
FL1 STANDARD	低亮档	中亮档	高亮档	爆闪
亮度	1.5流明	100流明-1.5流明	420流明-100流明-1.5流明	420流明
续航时间	27小时	1小时50分钟+3小时8分钟	2分钟+2小时+30分钟	-
最大光强	1,806坎德拉			
最大射程	85米			
跌落高度	1.5米	防水等级	IP68	
AA碱性电池(5号电池)				
FL1 STANDARD	低亮档	中亮档	高亮档	爆闪
亮度	1.5流明	100流明-1.5流明	420流明-100流明-1.5流明	420流明
续航时间	55小时	1小时20分钟+16小时50分钟	1分钟+48分钟+3小时15分钟	-
最大光强	1,806坎德拉			
最大射程	85米			
跌落高度	1.5米	防水等级	IP68	

注：以上数据按照国际手电筒标准ANSI/NEMA FL1所述之测量方法。所使用电池为：1节Mankerlight Type-C USB 14500锂电池 (920mAh,3.7V) 、1节Eneloop pro AA镍氢电池 (2550mAh,1.2V) 、1节索尼1.5V AA碱性电池 (5号电池) 进行测试。不同电池品牌规格可能对以上数据产生影响。

### 操作说明



开/关机：完全按下开关。  
瞬间点射：关机状态下半按开关，松手即灭。  
换挡逻辑1：关机状态下，连续半按开关(间隔0.5秒以上)切换亮度档位(低-中-高)，完全按下开关锁定当前亮度。  
换挡逻辑2：关机状态下，完全按下开关，手电点亮变亮；再完全按下开关，手电熄灭。再完全按下开关，手电点亮变亮；再完全按下开关，手电熄灭。再完全按下开关，手电点亮变亮；再完全按下开关，手电熄灭。再完全按下开关，手电点亮变亮；再完全按下开关，手电熄灭。再完全按下开关，手电点亮变亮；如此循环。档位记忆功能：关机超过3秒后，再次开开关为关机前的档位(档位闪烁)。  
爆闪模式：关机状态下，快速半按开关两次。

注：1.当检测到电池电压低时,手电自动降档到低亮。当电压极低时,手电会自动关机。2.当电池电压接近“低电压提示”临界值时,关机后重新开机,亮度会亮起但会迅速降档到低亮